

6.3 cu. ft. Gas Slide-in Range



- Built-in Air Fry
- Built-in Air Sous Vide
- InstaView® Window
- ProBake® Convection
- EasyClean® + Self Clean
- UltraHeat Plus 22k BTU Power Burner
- Slide-in Design
- 6.3 cu. ft. Large Capacity
- Storage Drawer
- LG ThinQ® Technology (Wi-Fi)



COLOR AVAILABILITY

- LSG6337X – PrintProof™ Stainless Steel

CAPACITY

Oven Capacity	6.3 cu. ft.
Drawer Capacity	0.8 cu. ft.

OVEN FEATURES

Convection System	ProBake® Convection
-------------------	---------------------

Oven Cooking Modes

Bake, Convection Bake, Convection Roast, Broil High, Broil Low, Warm, Proof, Frozen Meal, Air Fry, Air Sous-Vide, EasyClean®, Self Clean

Air Sous Vide	Yes
Built-in Air Fry	Yes (Air Fry Tray Included)
Temperature Probe	Yes
Oven Racks	1 Offset, 1 Heavy Duty
Number of Rack Positions	7
Broil Element (BTU, NG / LP)	13,500 / 12,500
Bake Element (BTU, NG / LP)	19,000 / 17,000
Convection Conversion	Yes
EasyClean®	Yes
Self Clean	Yes
GoCook Smart Oven Light	Yes (1)
Door Lock	No
Automatic Safety Shut-Off	After 12 Hours

DRAWER FEATURES

Type	Storage
------	---------

COOKTOP FEATURES

Cooktop Type	Sealed
Number of Burners	5
Burner BTU (NG / LP)	
Left Front	18,000 / 12,000
Left Rear	9,100 / 7,500
Center	10,000 / 10,000 (Oval)
Right Front	22,000 / 16,000 (UltraHeat™)
Right Rear	5,000 / 4,000
Cooktop Burner Grate Material	Cast Iron
Continuous Grates	Yes

CONTROLS

Cooktop Control Type	Front Tilt-Control LED illuminated Knobs
Oven Control Type	SmoothTouch™ Glass
Display	LED (White)
Language	English
Kitchen Timer	Yes
Timed Cook	Yes
Clock	Yes
Temperature Unit of Measure	°F or °C
Cooking Complete Reminder Volume	High, Low, Off
Oven Control Lock	Yes

CONVENIENCE

ADA Compliant	No
Sabbath Mode	Yes (Star-K-Certified)

SMART FEATURES

Wi-Fi Enabled	Yes
ThinQ® Technology	Yes
ThinQ Care™	Yes
Voice Control	Amazon Alexa, Google Assistant
SmartDiagnosis™	Yes
Smart Recipe (3rd Party Apps)*	Yes (SideChef, Innit, Nestle, Kraft-Heinz)

FINISHES AND APPEARANCE

Fingerprint & Smudge Resistant Exterior	Yes
Cooktop Finish	EasyClean® Stainless Steel
Handle / Knobs	Stainless Steel Appearance
Oven Door Feature	InstaView® Window (WideView™)

TECHNICAL SPECS

Fuel Type	NG / LP
Required Power Supply	120V, 60Hz
Minimum Circuit Rating	15 Amp
Power Cord Type	3-Prong, Attached to Unit
Power Outlet Location	See Installation Diagram
Gas Supply Location	See Installation Diagram

INCLUDED ACCESSORIES

1 Offset Rack, 1 Heavy Duty Rack, 1 Air Fry Tray, Cast Iron Griddle, Wok Grate, Temperature Probe, Rear Filler Kit, Anti-Tip Kit, LP Conversion Kit, Spray Bottle, Scouring Pad, Broiler Pan and Grid, Pizza Stone and Peel

OPTIONAL ACCESSORIES

Slide-in Range Filler Kit (Side Gaps)	LSFL301S
---------------------------------------	----------

DIMENSIONS / CLEARANCES / WEIGHTS

Product Dimensions (W x H x D w/Handle)	29 7/8" x 37 1/8" x 29 5/16"
Product Height to Cooking Surface	36"
Cutout Dimensions (W x H x D)	30" x 36" x 25"
Carton Dimensions (W x H x D)	32 1/2" x 44" x 30 1/2"
Approx. Weight (Product / Carton)	160.2 lbs. / 202.7 lbs.

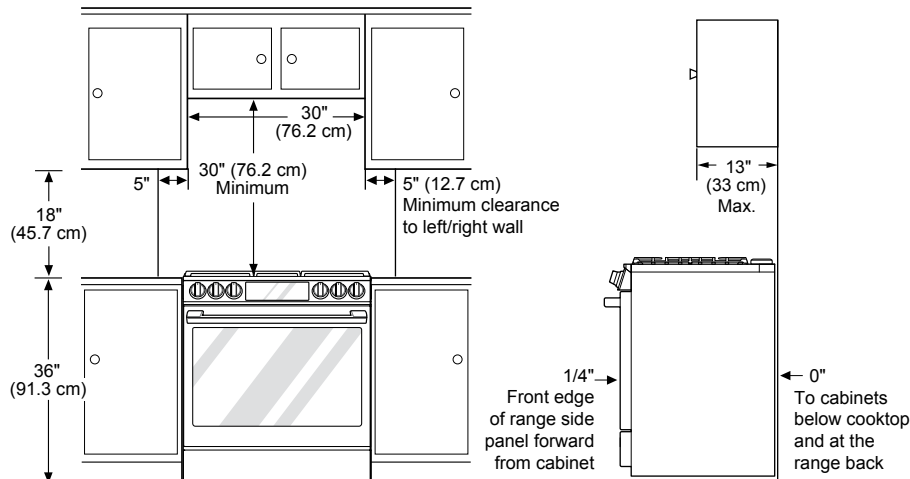
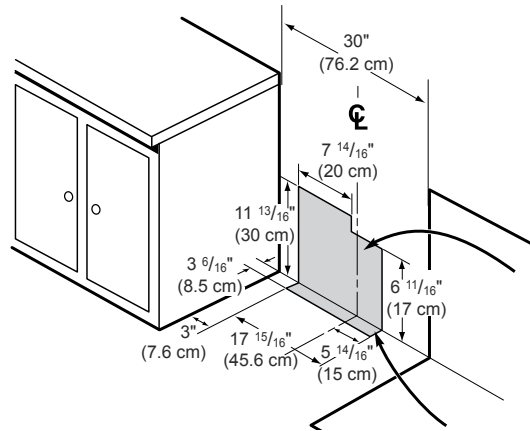
LIMITED WARRANTY

Parts and Labor	1 Year
-----------------	--------

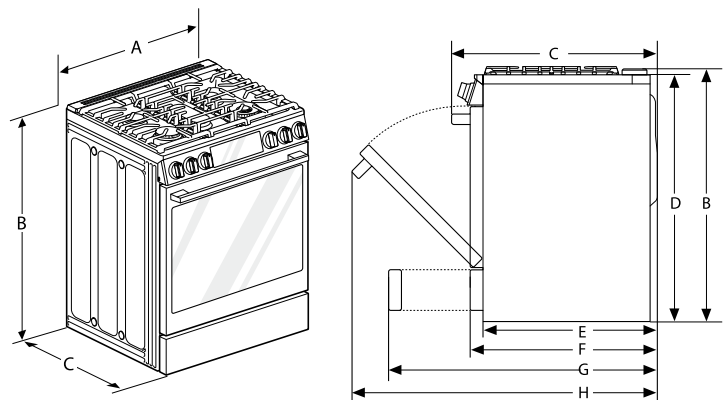
DIMENSIONS / CLEARANCES

Provide proper clearance between the range and adjacent combustible surfaces. These dimensions must be met for safe use of your range. The location of the electrical outlet and pipe opening may be adjusted to meet specific requirements. The range may be placed with 0" clearance (flush) at the back wall.

GAS PIPE AND ELECTRICAL OUTLET LOCATIONS



DIMENSIONS / CLEARANCES



DIMENSIONS / CLEARANCES		
A	Width	29 7/8" (758.8 mm)
B	Height	37 1/8" (943mm)
C	Depth (Includes Door Handle)	29 5/16" (743.9 mm)
D	Height (Excludes Vent Trim)	36" (913.0 mm)
E	Depth (Includes only the product body that is loaded into the cabinet. Excludes door and handles)	24 3/4" (629.4 mm)
F	Depth (Excludes Door Handle)	26 7/8" (683 mm)
G	Depth when drawer is fully opened	38 7/16" (976.7 mm) 36 1/16" (916.2 mm) (Excludes handle)
H	Depth when door is fully opened	48 5/8" (1235.9 mm)